



Presentation Advantage Benchmark

Report for: Sample2 Report2

Workshop Date: ~

Date Printed: June 22, 2025

Self Surveys: -

Open Response Surveys: -

Introduction to the *Presentation Advantage* Benchmark

The Presentation Advantage Benchmark is an assessment tool that measures your level of performance in the key skill areas required to be a persuasive and engaging communicator.

As you review this report, remember the following two items:

- 1. Use this data to become a better presenter and communicator. If you chose to include the 2 "open response" questions to get feedback from others, remember to take a balanced view and use the feedback to further improve.
- 2. If you haven't done so already, make sure that you remember to re-take the benchmark after five weeks and compare your "Before" and "After" scores to see a real measure of improvement!

How Your Score Is Calculated

Your OVERALL score is the sum of the 5 sections of Presentation Advantage benchmark that you completed. The two Open Response questions are not included in your Overall score. You should compare your Overall score with the following scale:


Poor Skills	Average Skills	Above-Average Skills	Excellent Skills
0-62	63-98	99-135	136-170

Your SECTION scores are the sum of the questions in the section.

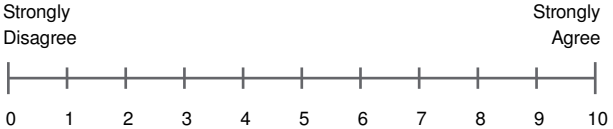
Overall Score

Connecting with The Audience

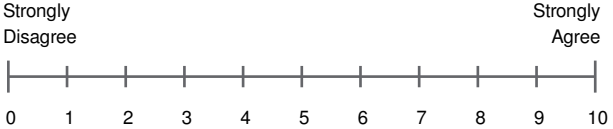
Before After



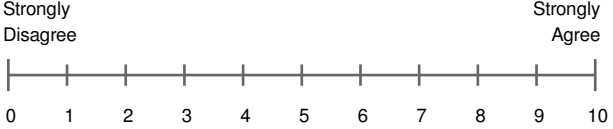
1) I ensure my audiences see me as someone with high character.



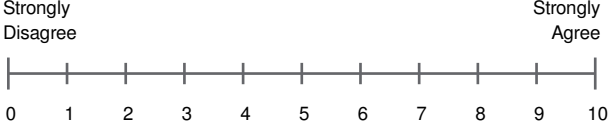
2) I ensure my audiences see me as someone with high competence.



3) I always bring passion to the message I am sharing.



4) I always engage and re-engage the audience.



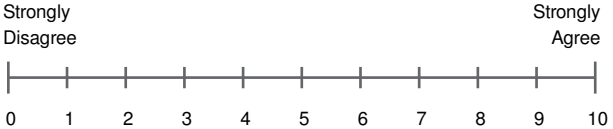
Develop A Powerful Message

Before After

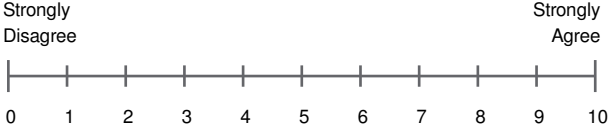
-

-

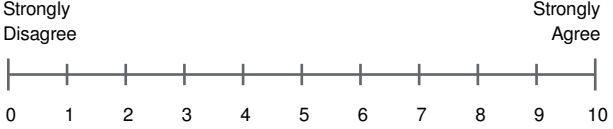
5) I accurately define the purpose of my message.



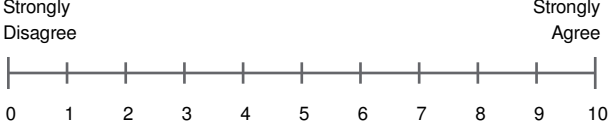
6) I analyze my audience and their needs.



7) I think through all reasonable logistics.



8) I effectively structure my presentation with an introduction, key points, and a conclusion.

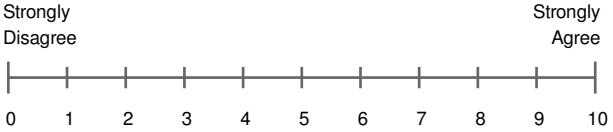


Design Impactful Visuals

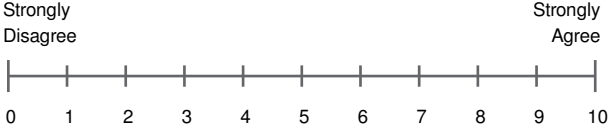
Before After



9) I design impactful visuals with the audience in mind.




10) I design effective notes and prompts for myself.



Deliver with Excellence

Before After



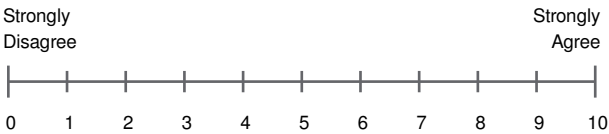
11) I know how to create a “first and ongoing impression” with the audience.



12) I know how to deliver visuals effectively.



13) I effectively manage fear and stress around presenting.



14) I am prepared to handle tough questions and group dynamics.



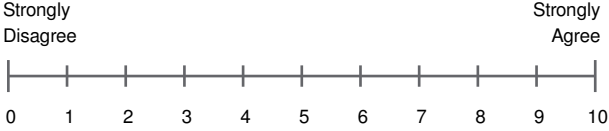
Practice

Before After

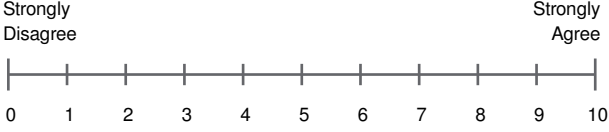
15) I self-assess my performance so I can improve.



16) I am open to feedback.



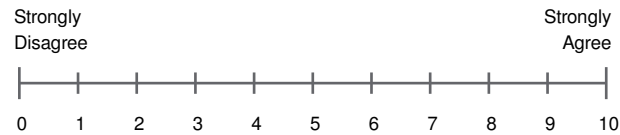
17) I plan time to practice for any presentation.



Open Response (optional)

This section consists of input from others you invited to respond to the following questions. If you did not invite others to respond or the minimum requirement of 3 responses were not met, this section will be blank.

1) Sample2 is a persuasive and engaging presenter and communicator.



Open Response (optional)

2) Please explain why you gave that score.
